




Cost Benefit Analysis acc. to Art. 38 NC BAL



Overview


- Legal requirements
- Status quo in Austria
- Questionnaire
- Consultation timeline and results

A close-up, top-down view of several large, dark-colored metal pipes stacked together. The interior of the pipes is visible, showing concentric rings and a metallic sheen. The lighting creates bright highlights in the center of some pipes and deep shadows in others, emphasizing the circular geometry and texture of the metal.

Legal Requirements

Art 38 NC BAL as obligation for “TSO”

- *... within 2 years ... entry into force ... shall assess the costs and benefits of:*
 - *Increasing the frequency of information provision to network users*
 - *Reducing the related timelines of information provision*
 - *Improving the accuracy of the information provided*
- *... specify the breakdown of costs and benefits among the categories of affected parties*
- *... consult the stakeholders ... in cooperation with the distribution system operators where they are affected.*
- *[“Information provision” acc. to Art 32-37]*

A close-up, top-down view of several large, dark-colored metal pipes stacked in a hexagonal pattern. The interior of the pipes is visible, showing concentric rings and a metallic sheen. A semi-transparent dark rectangle is overlaid on the lower-left portion of the image, containing the text 'Status quo'.

Status quo

Information provision – status quo (1)

Information provision rules according to Art 32 NC BAL	Austria <input checked="" type="checkbox"/>
(1) Overall status of the transmission network in accordance with point 3.4(5) of Annex I to Regulation (EC) No 715/2009	Austria <input checked="" type="checkbox"/> (available Linepack & Market Area Balance)
(2) Transmission system operator's balancing actions referred to in Chapter III ("balancing action" as definition in Art 3)	Austria <input checked="" type="checkbox"/> (MAM-Report on the balancing incentive markups, MAM Balancing actions, MAM within-day balancing actions)
(3) Network user's inputs and off-takes for the gas day referred to in Articles 33 to 42	Austria <input checked="" type="checkbox"/> (see slides 13-17)

Information provision – status quo (2)

(1) Overall status of the transmission network – “Linepack”

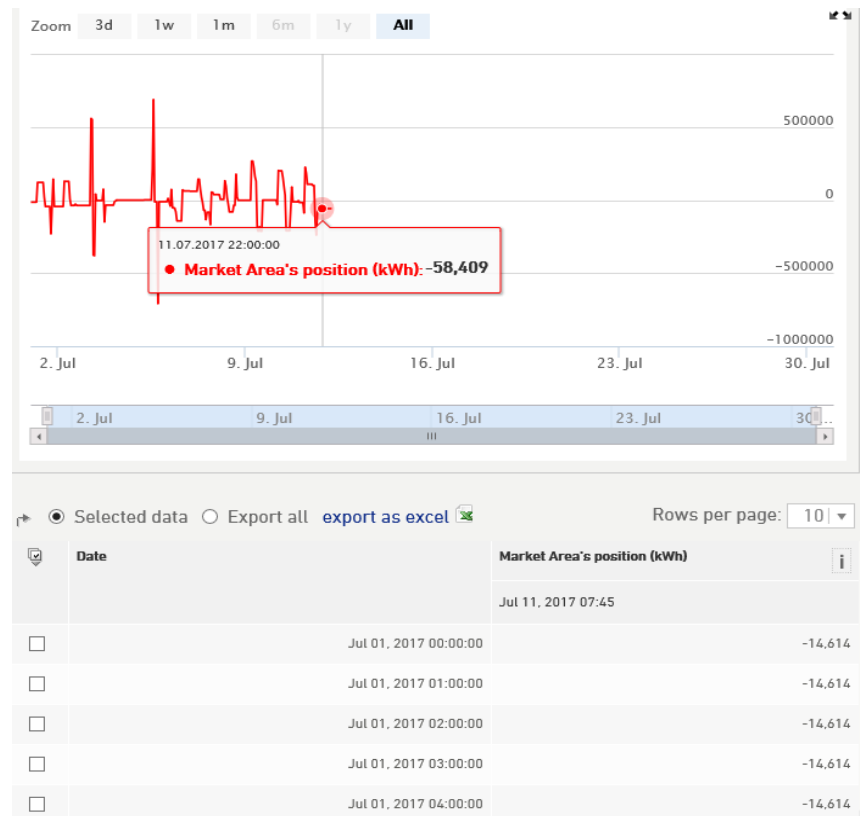
Hourly updates (request started 16 hours before)



Information provision – status quo (3)

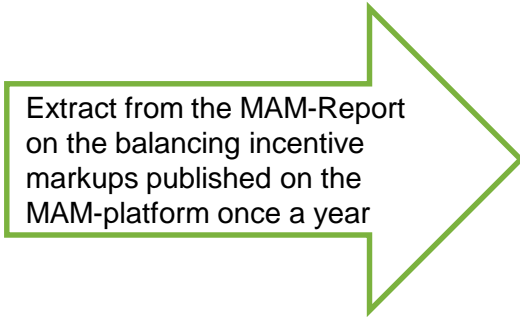
(1) Overall status of the transmission network – “Aggregate imbalance position of all users” as “Market area balance”

Hourly updates (request started 16 hours before)



Information provision – status quo (4)

- ***(2) “balancing action” means an action undertaken by the transmission system operator to change the gas flows onto or off the transmission network, excluding those actions related to gas unaccounted for as off-taken from the system and gas used by the transmission system operator for the operation of the system***



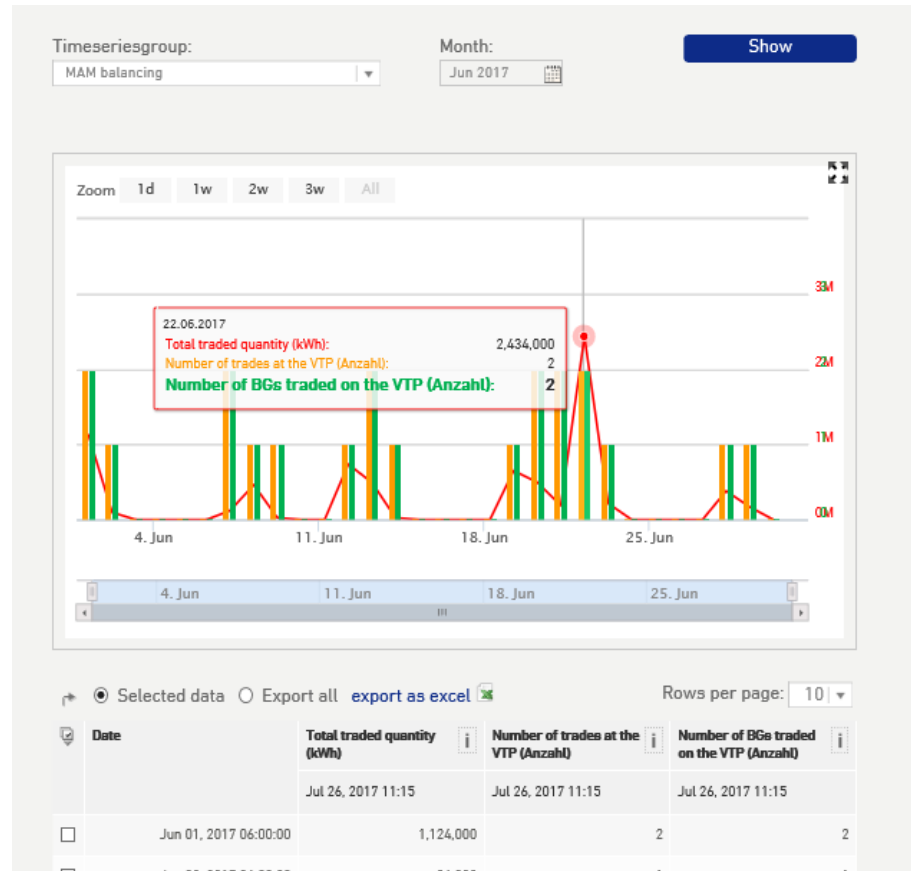
Extract from the MAM-Report
on the balancing incentive
markups published on the
MAM-platform once a year

“In 2016 the market area manager purchased no volumes for the purpose of within-day balancing at the exchange”

Information provision – status quo (5)

(2) “Balancing Actions” – “MAM balancing”

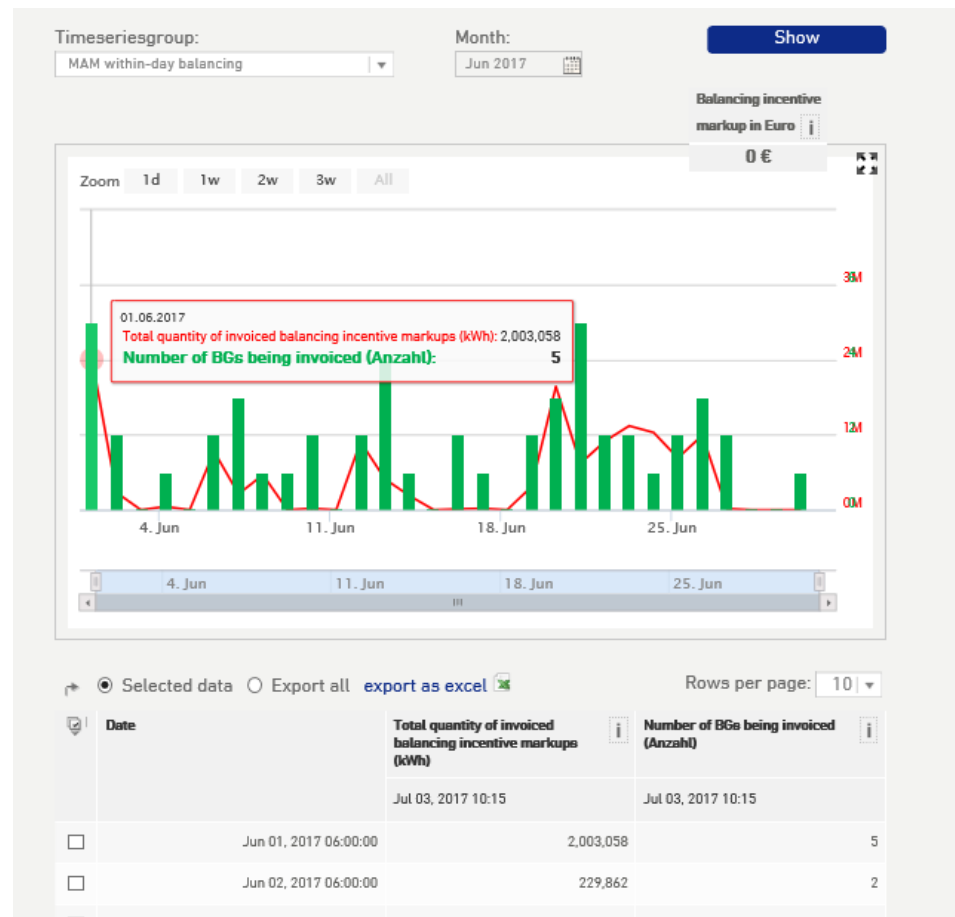
Daily updates for D-1



Information provision – status quo (6)

(2) “Balancing Actions” – “MAM within-day-balancing”

Monthly updates



Information provision – status quo (7)

- (3) “***network user’s inputs and off-takes referred to Art 33 to 42***”
- *Art 33 requirements fulfilled with MAM-platform as follows:*

Website or other system providing the information in electronic format	✓
Free of charge	✓
User-friendly	✓
Clear, quantifiable and easily accessible	✓
Non-discriminatory	✓
Consistent units (kWh or kWh/d and kWh/h)	✓
Official language and English	✓

Information provision – status quo (8)

– **(3) Intraday metered inputs and off-takes acc Art 34**

- **CASE 1: allocation equals confirmed quantity**
 - **CASE 2: allocation does not equal confirmed quantity**
-
- **TSO LEVEL: CASE 1**
 - **DSO LEVEL:**
 - **CASE 1 in terms of nominations at storage and production sites**
 - **CASE 2 in terms of end consumer off-takes; intra day data provided by DAM based on data from DSOs:**
 - **24 updates (hourly) of meter data for final customers above 50 MW contracted capacity**

Information provision – status quo (9)

– **(3) Daily metered off-takes acc Art 35 ☒ (as there is no relevance - n/a)**

- TSO LEVEL: n/a
- DSO LEVEL: n/a

Information provision – status quo (10)

– **(3) Non-daily metered off-takes acc Art 36**

- *TSO LEVEL: n/a*
- *DSO LEVEL: final customer data are provided mainly by the respective DSO, forecasts are provided by DAM based on data from DSOs*
 - *Provision of day-ahead forecast 12:00*
 - *Provision of intra-day updates at 12:00, 17:00 and 24:00*

Information provision – status quo (11)

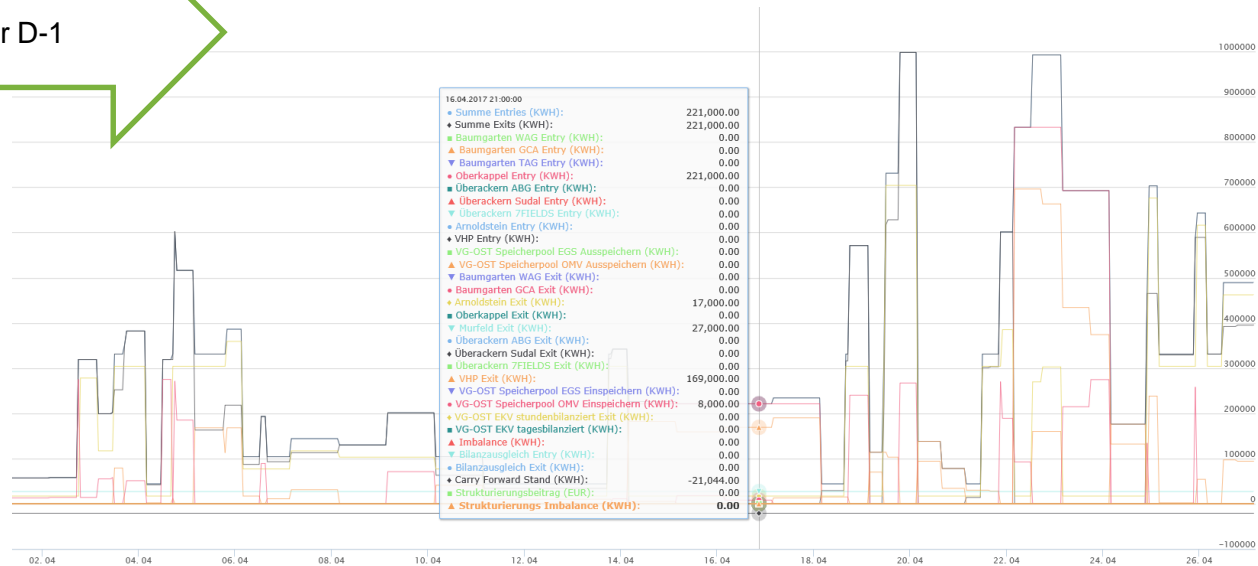
– (3) *Inputs and off-takes after the gas day acc Art 37*


- *Initial allocation and initial daily imbalance quantity (Art 37/1)*
 - *TSO LEVEL: no relevance at TSO-level as entry/exit nomination is usually equal to allocation (except shortages), but MAM provides allocation data and imbalances in the log-in area for each BG of a BGR after the gasday on a voluntary basis (see next slide)*
 - *DSO LEVEL: aggregated provisional consumption per supplier (for final customers above 10 MW contracted capacity) provided on D+1, 12:00, by DSO for opted LPM and large consumers*
- *Final allocation and final imbalance quantity*
 - *TSO LEVEL: no relevance at TSO-level as entry/exit nomination is usually equal to allocation (except shortages), but MAM provides allocation data and imbalances in the log-in area for each BG of a BGR after the gasday on a voluntary basis (see next slide)*
 - *DSO LEVEL: 8 (resp. 10) working days after the respective month the final allocation data for final customers are provided by the DSO's to balance group responsible parties and suppliers for SLP and LPM up to 10 MW (non-opted LPM)*

Information provision without any legal requirements

- **Allocation data and imbalances in the log-in area for each BG of a BGR**

Daily updates for D-1



A close-up, top-down view of several large, dark-colored pipes stacked together. The interior of the pipes is visible, showing concentric rings and a metallic texture. The lighting creates bright highlights in the center of each pipe's opening, contrasting with the dark interior and the dark background.

Questionnaire

Questionnaire (1)

- The questionnaire is the following one:



Microsoft
Word-Dokument

The background of the slide is a close-up photograph of several large, dark-colored metal pipes stacked together. The perspective is from above, looking down into the circular openings of the pipes. The interior surfaces of the pipes are highly reflective, showing concentric circular patterns and bright highlights from an overhead light source. The pipes are arranged in a staggered, hexagonal-like pattern, creating a complex geometric composition.

Consultation timeline and results

Timeline and Results

- Questionnaire published and sent to affected parties: 9.10.2017
- Consultation period: 9.10.- 3.11.2017
- Analysis of responses until 17.11.2017
- Final report and publication expected on 1.12.2017

A close-up, top-down view of several large, dark-colored pipes stacked in a hexagonal pattern. The interior of the pipes is visible, showing concentric rings and a metallic sheen. The lighting is dramatic, with bright highlights in the center of some pipes and deep shadows in others.

AOB

Questions addressed to...

Gas Connect Austria GmbH

Maria Schwarz

+43 1 27500-88410

OR via email

Consultation.Art38BALNC@gasconnect.at

Responses sent to...

Gas Connect Austria GmbH

attn.: Maria Schwarz

Floridsdorfer Hauptstraße 1

1210 Vienna

OR via email

Consultation.Art38BALNC@gasconnect.at

Abbreviations

Abbreviations	Meaning
BG	Balance group
BGR	Balance group responsible party
DAM	Distribution area manager
DSO	Distribution system operator
LPM	Load profile metered
MAM	Market area manager
NDM	Non daily metered
SLP	Standardised load profile
TSO	Transmission system operator



Energy, everywhere.

Thank you for your participation