

GCA REGISTRATION
Welcome!



Register your company on PRISMA

Go to [PRISMA](#) and register a new system user on the platform and choose **GCA** as your TSO.

If your company is already registered, your **shipper admin must add you as a new user** within your company. You can skip this step and go to the next slide.

The screenshot shows a registration wizard interface with a light blue background. At the top, the word "Registration" is written in a large, bold, dark blue font. Below this is a horizontal progress bar with five steps: "Start", "Company", "User", "Shipper", and "Terms". Each step is represented by a circle containing a number. The "Start" step (1) is highlighted with a dark blue circle, while the others are light blue. Below the progress bar, there is a text block explaining the wizard's purpose: "This wizard will guide you through the steps to register a new organisation on PRISMA platform. As the registrant you will become the first admin of the organisation. Other admins can be appointed later." This is followed by a list of required documents: "1. Your **Company Register Extract**" and "2. A signed **Power of Attorney**. Template of the document is located in [this article](#)". Below the list, a note states: "Your data is saved automatically during all steps of this registration wizard. You can pause and resume at any time or go back to previous steps to check or change data before you submit." In the bottom right corner of the wizard area, there is a dark blue button with the word "Start" in white.

Log into CU Contracts & Allocation

You will receive an e-mail with a personalised link to your **CU** account

If the link expires, please use the general link to CU:

<https://cu.gasconnect.biz/login>

Dear Customer,

Thank you for choosing GAS CONNECT AUSTRIA GmbH on PRISMA.

Our **Capacity Utilization®** is used for the GAS CONNECT AUSTRIA **registration process** in order to get activated on PRISMA as well as for **capacity allocations**. Furthermore, it can be used to **surrender** capacity as well as for **FCFS bookings** in case of no PRISMA auctions.

In order to get access to the Capacity Utilization® please use the following link:

<https://cu.gasconnect.biz/cu>

If you have any further questions, please do not hesitate to contact your key account manager.



Contracts & Allocation



Nomination & Configuration

Log into CU Contracts & Allocation

To **download your registration documents**, log into CU Contracts & Allocation using the following credentials:

Capacity Utilization

PRISMA_email@company.com

.....

12345

How can I get an authentication code?

Forgot or renew my authentication code secret key

Forgot your password?

Login

Remember: If you **change your e-mail** address on PRISMA, your **CU login** will be changed automatically!

Your LOGIN is the e-mail address with which you registered on PRISMA

You can set your password by clicking „Forgot your password?“

Log into CU Contracts & Allocation

To ensure system security, you are also required to enter an **authentication code**.

Need help? Click below for a detailed instruction on [how to I get an authentication code](#)

Generate an authentication code in the TOTP application on your devices

To log in for the first time, [create your secret key](#), then install a TOTP generator application

Accept General Terms and Conditions

The first user has to accept the GTC on behalf of the company.

User Profile

Salutation
Mr

First name
Adam

Last name
Smith

E-Mail *
PRISMA_email@company.com

Telephone
+4312750123123

Default Balancegroup for RBP capacities
-

[Change password](#) [Newsletter configuration](#) [Save](#)

Company Activation

Registration on PRISMA

GTC accepted

Signed Frame Capacity Contract received

EASY ACCESS GRANTED

Activation Deposit received

FULL ACCESS GRANTED

User Activation


Registration on PRISMA

GTC accepted


Signed User Form received

USER ACTIVATED

Contracts

 AUC FRAME 20220705 99991231
Status: Pending

[Accept](#)

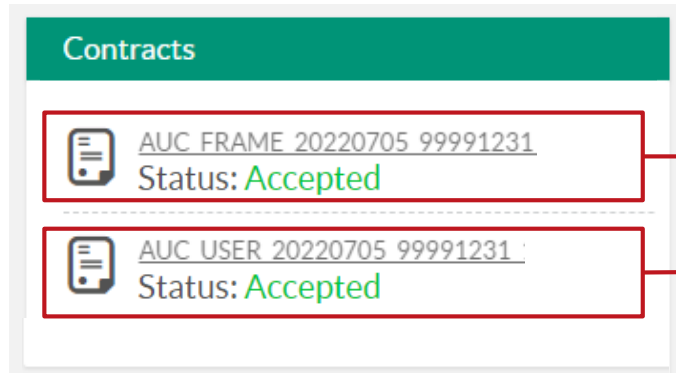
 AUC USER 20220705 99991231
Status: Pending

[Accept GTC](#)

Registration Process

For questions regarding registration process please contact:

Sign and send your registration documents



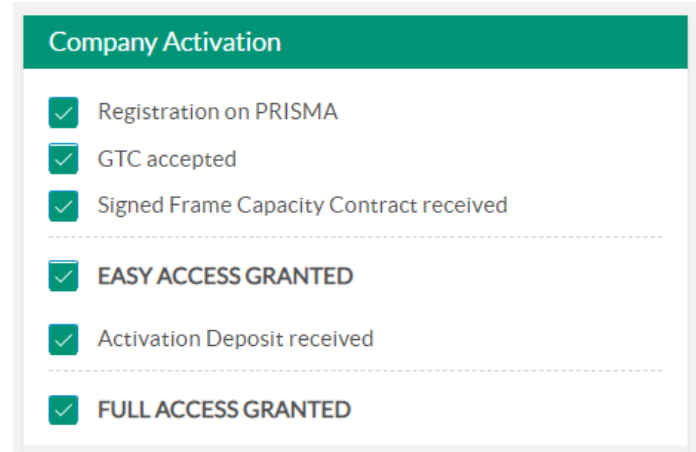
Send 2 signed Frame Capacity Contracts

Send 1 signed User form (Annex-6)

If your company is already activated,
send a signed user form only

Send your documents by e-mail to
sales@gasconnect.at and by post to:

*Gas Connect Austria GmbH
Sales Transmission & Distribution
Peak Vienna, Floridsdorfer Hauptstraße 1,
1210 Vienna, Austria*



Activation on the booking platforms

Your PRISMA account will be activated as soon as you accept our GTC in CU and send us the signed documents.



IPs: Baumgarten GCA, Baumgarten WAG, Murfeld, Oberkappel, Petrzalka, Überackern ABG, Überackern SUDAL

In order to book capacity at **IP Mosonmagyaróvár** you need to additionally [register on the Regional Booking Platform](#)



Type of access: Easy & Full

As soon as you complete the registration process, you gain the so called **Easy Access**. This type of access allows you to participate in **yearly, quarterly** and **monthly** auctions of GCA.

To participate in **day-ahead** and **within-day** auctions, you need place an activation deposit and you will be granted **Full Access**.

Easy Access	Y, Q, M	No activation deposit	
Full Access	Y, Q, M, DA & WID	Activation deposit <ul style="list-style-type: none">- Cash deposit- OR bank guarantee	<p>As stipulated in our GTC, activation deposit equals EUR 100,000.--</p> <p>In case of a bank guarantee the unaltered wording of Annex 4 – Model Bank Guarantee Activation Deposit must be used</p>

Useful links

- [Contacts: Sales Transmission & Distribution](#)
- [Capacity Utilization \(CU\)](#)
- [General Terms and Conditions for Transmission Network Access of GAS CONNECT AUSTRIA GmbH](#)
- [Sales newsletter registration](#)
- [Sales newsletter archive](#)
- [Customer events](#)



Energy, everywhere.

Goodbye.